




**RUGGED SERIES
INDUSTRIAL GRADE
DIESEL GENSETS**




Optional Enclosure and Fuel Tank Pictured

45-50 kWe KUBOTA V3800T Engine

**POWERHOUSE DIESEL GENERATORS
RUGGED. RELIABLE. POWERFUL.**

229-671-9171
www.pdgpower.com



Generator

V3800DI-T-E3-BG

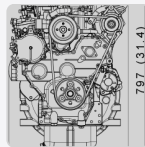
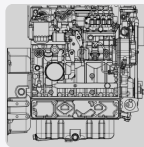
Vertical, water cooled 4-cycle diesel engine

Power:

63.7 HP / 1800 RPM

Emission Regulations:

EPA/CARB Tier 3 level





Engine Model	V3800DI-T-E3-BG
Emission Regulations	EPA/CARB Tier 3 level
Type	Vertical, water cooled 4-cycle diesel engine
Cylinders	4
Bore and Stroke	3.937 × 4.724 in
Displacement	230.0 cu.in.
Aspiration	Turbocharged
Aftertreatment	-
Stand-by Output/Speed*1	70.1 HP / 1800 RPM
Continuous Output/Speed*1	63.7 HP / 1800 RPM
Combustion System	Direct injection
Fuel System	In-line pump

Length × Width × Height** (without after treatment unit)	29.1 × 21.4 × 31.4 in
Length × Width × Height*** (with after treatment unit)	-
Dry Weight	639 lbs

Specifications are subject to change without notice.

Dimensions and dry weight are according to Kubota's standard specification.

Dimensions and weight depend on completed specifications.


*1: SAE J1349 net stand-by

*2: SAE J1349 net continuous

*3: Exclude cooling fan and exclude aftertreatment unit

*4: Exclude cooling fan and include aftertreatment unit on engine

KUBOTA 40 kW



Kubota Powered 40 kW Diesel Generator - Whether for a work site, cabin, office, or standby emergency power, this Kubota diesel generator will do the job every day. Day after day. This generator operates at 1800 RPM and with its super quiet muffler, acoustic dampening air intake system and 4 point vibration mounts, runs smooth and quiet.

This unit features a Kubota V3600T, 4 cylinder diesel engine, cast iron crankcase with replaceable wet-type cylinder liners, full flow lube oil filtration, brushless generator with AVR, liquid cooling, +/-1% AC voltage regulation to protect your electronics, oil & water safety shutdowns, high volume air filter, heavy steel skid base, muffler for quiet operation, glow plugs, turn-key start and hour meter.

Ratings Are 1 Phase. If 3 Phase is Needed Contact Us

Engine

Model	Kubota V3800TBG
Type	Vertical In-Line, Turbocharged
Horsepower	68 HP
Oil Capacity (w/ Oil Filter)	Approx. 11.1 qts
RPM	1800
Cylinders	4
Cylinder Block	Cast Iron w/ Cast Iron Sleeves
Bore & Stroke	3.94 x 4.72 in.
Cooling	Liquid-Cooling, Pusher Fan
Coolant Capacity	Approx. 11.4 Qts
Fuel	No. 2 Diesel
Electric Fuel Pump	12 V - Standard
Cold Weather Starting Aid	Glow Plugs
Starting System	Electric

Consumption

Consumption at 1/2 load	1.9 gallons/hour
Consumption at 3/4 load	2.8 gallons/hour
Consumption at full load	3.5 gallons/hour

Options	Price
Two-Wire Auto Start	+ \$799
50 Gallon Subbase Fuel Tank	+ \$1499
100 Gallon Subbase Fuel Tank	+ \$2589
150 Gallon Subbase Fuel Tank	+ \$2689
Sound Proof Enclosure	+ \$3699

Generator

Automatic Voltage Regulation	Standard
Is this unit suitable for powering sensitive electronic equipment like a laptop PC?	Yes - 1% regulation from no load to full load.
Power Single-Phase	
Maximum Output	50,000 watts
Continous Output	45,500 watts
Load Amperage at 120 volts	
Maximum Load	416 Amps
Continous Load	375 Amps
Load Amperage at 240 volts	
Maximum Load	208 Amps
Continous Load	188 Amps
Sound Level @ 23 ft(7 m)	74 dB(A)

Control Panel

Turn-Key Start	Standard
Hour Meter	Standard
Water Temperature Shutdown	Standard
Oil Pressure Shutdown	Standard

If 2 Wire Auto Start Controller Is Needed Contact Us

Installation Data

Fuel Inlet Hose Size	3/8"
Fuel Return Hose Size	5/16"
Minimum Power Lead Size	2/0 AWG
No. Power Lead Conductors	4
Exhaust Outlet	2" OD Muffler Outlet
Coolant Recommendation	Mixture: 1/2 Anti-Freeze & 1/2 Water
Radiator Dimensions (L x D x H)	22-3/4" x 9-1/2" x 24"
Fuel Inlet & Return Location (Facing Radiator)	Left-Side
Exhaust Direction (Facing Radiator)	Right-Side
Power Output Location (Facing Radiator)	Back-Side
Service Points (Facing Radiator)	Oil Fill: Left-Side Oil Drain: Left-Side Air Filter: Left-Side Oil Filter: Left-Side Fuel Filter: Left-Side
Battery Type	12 VDC - 1000 CCA
Engine Oil Type	SAE 15W-40

Recommended Maintenance Schedule

Replace Oil Filter	500 hours / 12 months
Replace Fuel Filter	500 hours / 12 months
Replace Air Filter	500 Hours / 12 months
Replace Engine Coolant	2000 Hours / 24 months
Exercise Generator Under Load	Once each month
Change Oil	500 hours / 12 months

Dimensions

Length	62"
Width	24"
Height	40"
Dry weight	1850 lbs

Fuel Tank Options Available



Custom D.O.T. and UL Tanks For all Applications

Enclosures Available



PDG Enclosures are made with Aluminum and are coated with industrial grade synthetic powder coat for maximum durability. Fasteners, hinges, latches are stainless steel..



Standard Enclosure Color is PDG Tan. Additional Colors are Available Upon Request

POWERHOUSE DIESEL GENERATORS
RUGGED. RELIABLE. POWERFUL.

Lug and Camlock Connections Available



Various Optional D.O.T. Trailer Configurations Available




Various Optional D.O.T. Trailer Configurations Available

POWERHOUSE DIESEL GENERATORS
RUGGED. RELIABLE. POWERFUL.



Enclosures Available

Fuel tank options available



Custom tank widths for spray foam/slab jacking applications



PDG Enclosures are made with Aluminum and are coated with industrial grade synthetic powder coat for maximum durability

Optional enclosure is PDG Tan
Additional colors are available upon request



Various optional D.O.T. trailer configurations

POWERHOUSE DIESEL GENERATORS
RUGGED. RELIABLE. POWERFUL.

229-671-9171
www.pdgpower.com